



## ORIGINAL CHAPEL PARKET – GRADING DESCRIPTION


### 1. PREMIER / 1-BIS

Allowed	Not Allowed	Sample
Knots up to max 15 mm	Sapwood	
Cracks up to max 20 mm	End cracks	
Natural colour differences	Insect damage	
	Centre core	
	Ingrown bark	
	Grown defects	
	Mechanical defects	


### 2. RUSTIC A

Allowed	Not Allowed	Sample
Knots up to max 40 mm	End cracks	
Cracks up to max 20 mm	Insect damage	
Natural colour differences	Centre core	
Sapwood up to max 10 mm	Ingrown bark	
	Grown defects	
	Mechanical defects	

### 3. RUSTIC A/B

Allowed	Not Allowed	Sample
A mixture of approximately 50% Rustic A and 50 % Rustic B		

### 4. RUSTIC B

Allowed	Not Allowed	Sample
Knots up to max 80 mm	Insect damage	
Open defects up to max 60 mm	Mechanical defects	
Cracks up to max 400 mm	Ingrown bark	
Sapwood up to max 25 mm		
End cracks up to max 150 mm		
Centre Core		
Grown defects up to max 10 mm		
Natural colour differences		

- *Widths > 245 mm are only deliverable in Rustic Mix or Rustic B grading*